


**TRUCK & TANK WEIGHING ASSEMBLIES**

**SENSORTRONICS 65016 TWA**

A tank weighing assembly (with load cell) is designed for use on tanks and hoppers. Nickel plated load cells, Cast ductile iron mounts zinc plated. Standardized outputs for multicell systems. Available in a Stainless Steel version see below; w/ standard 25 ft. 4 cond. cable.




SAFE OVERLOAD:	150%	BRIDGE RESISTANCE:	700 OHM
FULL SCALE OUTPUT:	2 Mv/V	NON-LINEARITY:	+ 0.05% RO
MAX. EXCITATION VOLTAGE:	18 VDC	COMPENSATED TEMP RANGE:	0-150° F

ORDER NO.	CAPACITY	PRICE	NET
S-65016-TWA-1K	1,000 lb Capacity	\$ 700.00	\$ 475.00
S-65016-TWA-1.5K	1,500 lb Capacity	700.00	475.00
S-65016-TWA-2.5K	2,500 lb Capacity	700.00	475.00
S-65016-TWA-5K	5,000 lb Capacity	700.00	475.00
S-65016-TWA-10K	10,000 lb Capacity	915.00	625.00
S-65016-TWA-15K	15,000 lb Capacity	915.00	625.00
S-65016-TWA-20K	20,000 lb Capacity	915.00	625.00
S-65016-TWA-25K	25,000 lb Capacity	915.00	625.00
S-65016-TWA-35K	35,000 lb Capacity	1250.00	850.00
S-65016-TWA-50K	50,000 lb Capacity	1825.00	1240.00
S-65016-TWA-75K	75,000 lb Capacity	1825.00	1240.00
S-65016-TWA-100K	100,000 lb Capacity	3195.00	2175.00
S-65016-TWA-125K	125,000 lb Capacity	3195.00	2175.00

**SENSORTRONICS 65016 STAINLESS STEEL TWA**

A Stainless Steel tank weighing assembly (with load cell) is designed for use on tanks and hoppers. Stainless Steel load cells, cast Stainless Steel mounts. Standardized outputs for multicell systems; w/ standard 25 ft. 4 cond. cable.



SAFE OVERLOAD:	150%	BRIDGE RESISTANCE:	700 OHM
FULL SCALE OUTPUT:	2 Mv/V	NON-LINEARITY:	+ 0.05% RO
MAX. EXCITATION VOLTAGE:	18 VDC	COMPENSATED TEMP RANGE:	0-150° F

ORDER NO.	CAPACITY	PRICE	NET
SS-65016-TWA-1K	1,000 lb Capacity	\$ 1075.00	\$ 735.00
SS-65016-TWA-1.5K	1,500 lb Capacity	1075.00	735.00
SS-65016-TWA-2.5K	2,500 lb Capacity	1075.00	735.00
SS-65016-TWA-5K	5,000 lb Capacity	1075.00	735.00
SS-65016-TWA-10K	10,000 lb Capacity	1630.00	1010.00
SS-65016-TWA-15K	15,000 lb Capacity	1630.00	1010.00
SS-65016-TWA-20K	20,000 lb Capacity	1630.00	1010.00
SS-65016-TWA-25K	25,000 lb Capacity	1630.00	1010.00
SS-65016-TWA-35K	35,000 lb Capacity	2250.00	1530.00
SS-65016-TWA-50K	50,000 lb Capacity	2500.00	1700.00
SS-65016-TWA-75K	75,000 lb Capacity	2500.00	1700.00

## SENSORTRONICS 65058 TWA TRUCK SCALE ASSEMBLY

A truck weighing assembly (with load cell) is designed for use on truck scales, railroad track scales. Nickel plated load cells, Cast ductile iron mounts epoxy painted. NTEP COC # 89-046 20K thru 75K; w/ standard 35 ft. 4 cond. cable.

SAFE OVERLOAD:	150%	BRIDGE RESISTANCE:	700 OHM
FULL SCALE OUTPUT:	2 Mv/V	NON-LINEARITY:	+ 0.05% RO
MAX. EXCITATION VOLTAGE:	18 VDC	COMPENSATED TEMP RANGE:	0-150° F

ORDER NO.	CAPACITY	PRICE	NET
S-65058-TWA-10K	10,000 lb Capacity	\$ 1175.00	\$ 810.00
S-65058-TWA-20K	20,000 lb Capacity	1175.00	810.00
S-65058-TWA-25K	25,000 lb Capacity	1175.00	810.00
S-65058-TWA-40K	40,000 lb Capacity	1300.00	900.00
S-65058-TWA-50K	50,000 lb Capacity	1375.00	950.00
S-65058-TWA-60K	60,000 lb Capacity	1375.00	950.00
S-65058-TWA-75K	75,000 lb Capacity	1375.00	950.00



## SENSORTRONICS 65086 STAINLESS STEEL TWA

A Stainless Steel tank weighing assembly (with load cell) is designed for use on tanks, hoppers, batching blending and mixing equipment in food, beverage, pharmaceutical, biomedical "Sanitary" processing environments. Welded seal Stainless Steel load cells, polished Stainless Steel mounts; w/ standard 25 ft. 4 cond. Teflon 200° C cable.

SAFE OVERLOAD:	150%	BRIDGE RESISTANCE:	700 OHM
FULL SCALE OUTPUT:	3 Mv/V	NON-LINEARITY:	+ 0.05% RO
MAX. EXCITATION VOLTAGE:	18 VDC	COMPENSATED TEMP RANGE:	0-150° F

ORDER NO.	CAPACITY	PRICE	NET
S-65086-TWA-1K	1,000 lb Capacity	\$ 1595.00	\$ 1085.00
S-65086-TWA-1.5K	1,500 lb Capacity	1595.00	1085.00
S-65086-TWA-2.5K	2,500 lb Capacity	1595.00	1085.00
S-65086-TWA-5K	5,000 lb Capacity	1595.00	1085.00
S-65086-TWA-10K	10,000 lb Capacity	1995.00	1357.00
S-65086-TWA-15K	15,000 lb Capacity	1995.00	1357.00
S-65086-TWA-25K	25,000 lb Capacity	1995.00	1357.00



# TRUCK & TANK WEIGHING ASSEMBLIES

## SENSORTRONICS 65069 TWA

A tank weighing assembly (with load cell) is designed for use on tanks and hoppers. NTEP Approved COC #86-046A3. Nickel plated load cells, Cast ductile iron mounts zinc plated. Standardized outputs for multicell systems. Available in a Stainless Steel version see below; w/ standard 25 ft. 4 cond. cable.



SAFE OVERLOAD:	150%	BRIDGE RESISTANCE:	700 OHM
FULL SCALE OUTPUT:	3 Mv/V	NON-LINEARITY:	+ 0.05% RO
MAX. EXCITATION VOLTAGE:	18 VDC	COMPENSATED TEMP RANGE:	0-150° F

ORDER NO.	CAPACITY	PRICE	NET
S-65069-TWA-10K	10,000 lb Capacity (Non NTEP)	\$ 830.00	\$ 565.00
S-65069-TWA-20K	20,000 lb Capacity	850.00	580.00
S-65069-TWA-25K	25,000 lb Capacity	850.00	580.00
S-65069-TWA-40K	40,000 lb Capacity	1435.00	975.00
S-65069-TWA-50K	50,000 lb Capacity	1830.00	1245.00
S-65069-TWA-60K	60,000 lb Capacity	1830.00	1245.00
S-65069-TWA-75K	75,000 lb Capacity	1830.00	1245.00
S-65069-TWA-100K	100,000 lb Capacity	2355.00	1600.00
S-65069-TWA-125K	125,000 lb Capacity	2355.00	1600.00
S-65069-TWA-200K	200,000 lb Capacity	4700.00	3195.00

## SENSORTRONICS 65069 STAINLESS STEEL TWA

An all Stainless Steel tank weighing assembly (with load cell) is designed for use on tanks and hoppers. NTEP Approved COC #86-046A3. Stainless Steel load cells, Stainless Steel mounts. Standardized outputs for multicell systems; w/ standard 25 ft. 4 cond. cable.



SAFE OVERLOAD:	150%	BRIDGE RESISTANCE:	700 OHM
FULL SCALE OUTPUT:	3 Mv/V	NON-LINEARITY:	+ 0.05% RO
MAX. EXCITATION VOLTAGE:	18 VDC	COMPENSATED TEMP RANGE:	0-150° F

ORDER NO.	CAPACITY	PRICE	NET
SS-65069-TWA-10K	10,000 lb Capacity	\$ 1785.00	\$ 1215.00
SS-65069-TWA-15K	15,000 lb Capacity	1785.00	1215.00
SS-65069-TWA-20K	20,000 lb Capacity	1785.00	1215.00
SS-65069-TWA-25K	25,000 lb Capacity	1785.00	1215.00
SS-65069-TWA-35K	35,000 lb Capacity	3465.00	2356.00
SS-65069-TWA-50K	50,000 lb Capacity	3465.00	2356.00
SS-65069-TWA-60K	60,000 lb Capacity	3465.00	2356.00
SS-65069-TWA-75K	75,000 lb Capacity	3465.00	2356.00
SS-65069-TWA-100K	100,000 lb Capacity	5245.00	3565.00

## SENSORTRONICS 65082 TWA

A shear beam tank weighing assembly (with load cell) is designed for use on tanks and hoppers. Nickel plated load cells, Zinc plated steel load cell mount and all hardware. NTEP Approved COC #86-044A2. Available in a Stainless Steel version see below; w/ standard 20 ft. 4 cond. cable.

SAFE OVERLOAD:	150%	BRIDGE RESISTANCE:	350 OHM
FULL SCALE OUTPUT:	3 Mv/V	NON-LINEARITY:	+ 0.05% RO
MAX. EXCITATION VOLTAGE:	18 VDC	COMPENSATED TEMP RANGE:	0-150° F

ORDER NO.	CAPACITY	PRICE	NET
S-65082-TWA-250	250 lb Capacity (Non NTEP)	\$ 595.00	\$ 405.00
S-65082-TWA-500	500 lb Capacity (Non NTEP)	595.00	405.00
S-65082-TWA-1K	1,000 lb Capacity	615.00	418.00
S-65082-TWA-1.5K	1,500 lb Capacity	615.00	418.00
S-65082-TWA-2.5K	2,500 lb Capacity	615.00	418.00
S-65082-TWA-4K	4,000 lb Capacity	615.00	418.00
S-65082-TWA-5K	5,000 lb Capacity	695.00	473.00
S-65082-TWA-10K	10,000 lb Capacity	695.00	473.00
S-65082-TWA-15K	15,000 lb Capacity (Non NTEP)	995.00	677.00
S-65082-TWA-20K	20,000 lb Capacity (Non NTEP)	995.00	677.00



## SENSORTRONICS 65082 STAINLESS STEEL TWA

An all Stainless Steel shear beam tank weighing assembly (with load cell) is designed for use on tanks and hoppers. Stainless Steel load cells, Stainless Steel load cell mount and all hardware. NTEP Approved COC #86-044A2; w/ standard 20 ft. 4 cond. cable.

SAFE OVERLOAD:	150%	BRIDGE RESISTANCE:	350 OHM
FULL SCALE OUTPUT:	3 Mv/V	NON-LINEARITY:	+ 0.05% RO
MAX. EXCITATION VOLTAGE:	18 VDC	COMPENSATED TEMP RANGE:	0-150° F

ORDER NO.	CAPACITY	PRICE	NET
SS-65082-TWA-250	250 lb Capacity (Non NTEP)	\$ 695.00	\$ 473.00
SS-65082-TWA-500	500 lb Capacity (Non NTEP)	695.00	473.00
SS-65082-TWA-1K	1,000 lb Capacity	715.00	486.00
SS-65082-TWA-1.5K	1,500 lb Capacity	715.00	486.00
SS-65082-TWA-2.5K	2,500 lb Capacity	715.00	486.00
SS-65082-TWA-4K	4,000 lb Capacity	715.00	486.00
SS-65082-TWA-5K	5,000 lb Capacity	895.00	609.00
SS-65082-TWA-10K	10,000 lb Capacity	895.00	609.00
SS-65082-TWA-15K	15,000 lb Capacity (Non NTEP)	1195.00	813.00
SS-65082-TWA-20K	20,000 lb Capacity (Non NTEP)	1195.00	813.00



# TRUCK & TANK WEIGHING ASSEMBLIES

## SENSORTRONICS 65080 WELDED SEAL TWA

An all Stainless Steel shear beam tank weighing assembly (with 65083 load cell) is designed for use on tanks and hoppers. Stainless Steel load cells, Stainless Steel load cell mount and all hardware. NTEP Approved COC #95-058; w/ standard 20 ft. 4 cond. cable.



SAFE OVERLOAD:	150%	BRIDGE RESISTANCE:	350 OHM
FULL SCALE OUTPUT:	3 Mv/V	NON-LINEARITY:	+ 0.05% RO
MAX. EXCITATION VOLTAGE:	18 VDC	COMPENSATED TEMP RANGE:	0-150° F

ORDER NO.	CAPACITY	PRICE	NET
S-65080-TWA-1K	1,000 lb Capacity	\$ 815.00	\$ 554.00
S-65080-TWA-1.5K	1,500 lb Capacity	815.00	554.00
S-65080-TWA-2.5K	2,500 lb Capacity	815.00	554.00
S-65080-TWA-4K	4,000 lb Capacity	815.00	554.00
S-65080-TWA-5K	5,000 lb Capacity	995.00	677.00
S-65080-TWA-10K	10,000 lb Capacity	995.00	677.00
S-65080-TWA-15K	15,000 lb Capacity (Non NTEP)	1595.00	1085.00
S-65080-TWA-20K	20,000 lb Capacity (Non NTEP)	1595.00	1085.00

## SENSORTRONICS 65080 HERMETICALLY SEALED TWA

An all Stainless Steel shear beam tank weighing assembly (with load cell) is designed for use on tanks and hoppers. Stainless Steel load cells, Stainless Steel load cell mount and all hardware. NTEP Approved COC #95-058; w/ standard 20 ft. 4 cond. cable.



SAFE OVERLOAD:	150%	BRIDGE RESISTANCE:	350 OHM
FULL SCALE OUTPUT:	3 Mv/V	NON-LINEARITY:	+ 0.05% RO
MAX. EXCITATION VOLTAGE:	18 VDC	COMPENSATED TEMP RANGE:	0-150° F

ORDER NO.	CAPACITY	PRICE	NET
SS-65080-TWA-1K	1,000 lb Capacity	\$ 895.00	\$ 609.00
SS-65080-TWA-1.5K	1,500 lb Capacity	895.00	609.00
SS-65080-TWA-2.5K	2,500 lb Capacity	895.00	609.00
SS-65080-TWA-4K	4,000 lb Capacity	895.00	609.00
SS-65080-TWA-5K	5,000 lb Capacity	1075.00	731.00
SS-65080-TWA-10K	10,000 lb Capacity	1075.00	731.00
SS-65080-TWA-15K	15,000 lb Capacity (Non NTEP)	1675.00	1140.00
SS-65080-TWA-20K	20,000 lb Capacity (Non NTEP)	1675.00	1140.00

## SENSORTRONICS 65059 STAINLESS STEEL TWA

An all Stainless Steel shear beam tank weighing assembly (with 65023 load cell) is designed for use on tanks and hoppers. Stainless Steel load cells, Stainless Steel load cell mount and all hardware; w/ standard 20 ft. 4 cond. cable.

SAFE OVERLOAD:	150%	BRIDGE RESISTANCE:	350 OHM
FULL SCALE OUTPUT:	3 Mv/V	NON-LINEARITY:	+ 0.05% RO
MAX. EXCITATION VOLTAGE:	18 VDC	COMPENSATED TEMP RANGE:	0-150° F

ORDER NO.	CAPACITY	PRICE	NET
SS-65059-TWA-250	250 lb Capacity	\$ 410.00	\$ 265.00
SS-65059-TWA-500	500 lb Capacity	410.00	265.00
SS-65059-TWA-1K	1,000 lb Capacity	510.00	365.00
SS-65059-TWA-1.5K	1,500 lb Capacity	510.00	365.00
SS-65059-TWA-2.5K	2,500 lb Capacity	510.00	365.00



## TARE 7200 WEIGH MODULE

This Stainless Steel moment corrected load cell has a unique one-piece design for high accuracy, is hermetically sealed, 100% sideload protected, and 300% safe overload. No special hardware needed, you can mount this load cell "as is". Applications would include extremely low profile tank vessel weighing, batching, and inventory control. Can be used in harsh washdown environments. Includes 25 foot stainless steel 4-wire over braid cable.

SAFE OVERLOAD:	300%	BRIDGE RESISTANCE:	1000 OHM
FULL SCALE OUTPUT:	2.0 Mv/V	NON-LINEARITY:	0.02% F.S.O.
MAX. EXCITATION VOLTAGE:	6-15 VDC	COMPENSATED TEMP RANGE:	-65 to +185° F

ORDER NO.	CAPACITY	PRICE	NET
T7200-250	250 lb Capacity	\$ 795.00	\$ 477.00
T7200-500	500 lb Capacity	795.00	477.00
T7200-1k	1,000 lb Capacity	795.00	477.00
T7200-2.5K	2,500 lb Capacity	795.00	477.00
T7200-5K	5,000 lb Capacity	795.00	477.00



## TARE SS TANK CANISTER MOUNT ASSEMBLY

This new TARE stainless steel canister mount assembly has a hermetically sealed stainless steel canister load cell with two attached stainless steel mounting plates. The top plate allows for horizontal expansion but does not allow this plate to separate from the load cell. The bottom plate is rigidly mounted to the load cell. No external check rods are required. Includes 30 ft 4 cond. cable. 1K-5K: top and bottom plate 5" x 5", height 4.75". 10K: top and bottom plate 8" x 8", height 5.25". Shipping weights shown below. Warranty 12 months.

SAFE OVERLOAD:	150%	BRIDGE RESISTANCE:	350/350 OHM
FULL SCALE OUTPUT:	2.0 Mv/V	NON-LINEARITY:	0.05% RO
MAX. EXCITATION VOLTAGE:	15VDC	COMPENSATED TEMP RANGE:	0-150° F

ORDER NO.	DESCRIPTION	PRICE	NET
Tare-CPM-1K	1,000 lb (Ship Weight 21 lbs)	\$ 1340.00	\$ 807.00
Tare -CPM-2K	2,000 lb (Ship Weight 21 lbs)	1340.00	807.00
Tare-CPM-5K	5,000 lb (Ship Weight 21 lbs)	1340.00	807.00
Tare-CPM-10K	10,000 lb (Ship Weight 43 lbs)	1340.00	807.00



**TARE TANK MOUNT ASSEMBLIES**

**TARE SHOCK MOUNT SHEAR BEAM**

This assembly has the ability to convert a single-ended beam into a tank mount. The hopper or tank will be mounted firmly to the top neoprene shock absorption pad, and the steel base plate is bolted to the floor or any other suitable structure. Zinc plated steel. Also available in Stainless Steel. (Includes load cell)



ORDER NO.	CAPACITY	PRICE	NET
TARE-SMZ-50	50 lb Capacity (Ship weight 2 lb)	\$ 385.00	\$ 255.00
TARE-SMZ-100	100 lb Capacity (Ship weight 2 lb)	385.00	255.00
TARE-SMZ-250	250 lb Capacity (Ship weight 3 lb)	256.00	145.00
TARE-SMZ-500	500 lb Capacity (Ship weight 3 lb)	256.00	145.00
TARE-SMZ-1K	1,000 lb Capacity (Ship weight 3 lb)	256.00	145.00
TARE-SMZ-1.5K	1,500 lb Capacity (Ship weight 4 lb)	256.00	145.00
TARE-SMZ-2.5K	2,500 lb Capacity (Ship weight lb)	256.00	145.00
TARE-SMZ-4K	4,000 lb Capacity (Ship weight 5 lb)	256.00	145.00
<b>STAINLESS STEEL</b>			
TARE-SMSS-500	500 lb Capacity (Ship weight 3 lb)	385.00	220.00
TARE-SMSS-1K	1,000 lb Capacity (Ship weight 3 lb)	385.00	220.00
TARE-SMSS-1.5K	1,500 lb Capacity (Ship weight 4 lb)	420.00	240.00
TARE-SMSS-2.5K	2,500 lb Capacity (Ship weight lb)	420.00	240.00
TARE-SMSS-4K	4,000 lb Capacity (Ship weight 5 lb)	437.00	250.00

**TARE SHOCK MOUNT SHEAR BEAM KIT**

This assembly has the ability to convert a single-ended beam into a tank mount. The hopper or tank will be mounted firmly to the top neoprene shock absorption pad, and the steel base plate is bolted to the floor or any other suitable structure. Zinc plated steel. Also available in Stainless Steel. (Does not include load cell)



ORDER NO.	CAPACITY	PRICE	NET
TARE-SMKZ-50	50 lb Capacity (Ship weight 2 lb)	\$ 122.40	\$ 72.00
TARE-SMKZ-100	100 lb Capacity ((Ship weight 2 lb)	122.00	72.00
TARE-SMKZ-250	250 lb Capacity (Ship weight 3 lb)	122.40	72.00
TARE-SMKZ-500	500 lb Capacity (Ship weight 3 lb)	153.00	90.00
TARE-SMKZ-1K	1,000 lb Capacity (Ship weight 3 lb)	153.00	90.00
TARE-SMKZ-1.5	1,500 lb Capacity (Ship weight 4 lbs)	153.00	90.00
TARE-SMKZ-2.5K	2,500 lb Capacity (Ship weight 4 lb)	165.00	97.00
TARE-SMKZ-4K	4,000 lb Capacity (Ship weight 5 lb)	165.00	97.00
<b>STAINLESS STEEL</b>			
TARE-SMKSS-50	50 lb Capacity (Ship weight 2 lbs)	142.00	83.50
TARE-SMKSS-100	100 lb Capacity (Ship weight 2 lbs)	142.00	83.50
TARE-SMKSS-250	250 lb Capacity (Ship weight 3 lb)	178.50	105.00
TARE-SMKSS-500	500 lb Capacity (Ship weight 3 lb)	178.50	105.00
TARE-SMKSS-1K	1,000 lb Capacity (Ship weight 3 lb)	194.00	114.00
TARE-SMKSS-1.5	1,500 lb Capacity (Ship weight 4 lbs)	194.00	114.00
TARE-SMKSS-2.5K	2,500 lb Capacity (Ship weight 4 lb)	204.00	120.00
TARE-SMKSS-4K	4,000 lb Capacity (Ship weight 5 lb)	204.00	120.00

**TARE SHEAR BEAM LOAD CELL MOUNTS**

This new TARE shear beam mounting system is designed for use with most shear beam load cells. Its self-checking feature requires no additional check rods for most applications. Loaded in a tension position for greater accuracy, this mounting system assures true transmission of vertical force to the load cell. (Includes Load Cell)



ORDER NO.	CAPACITY	PRICE	NET
TARE-SBM-1K	1,000 lb Capacity (Small Element) Z-Plated	\$ 484.50	\$ 285.00
TARE-SBM-1.5K	1,500 lb Capacity (Small Element) Z-Plated	484.50	285.00
TARE-SBM-2K	2,000 lb Capacity (Small Element) Z-Plated	484.50	285.00
TARE-SBM-4K	4,000 lb Capacity (Small Element) Z-Plated	501.50	295.00
TARE-SBM-5K	5,000 lb Capacity (Small Element) Z-Plated	501.50	295.00
TARE-SBM-5K-LE	5,000 lb Capacity (Large Element) Z-Plated	586.50	345.00
TARE-SBM-10K-LE	10,000 lb Capacity (Large Element)Z-Plated Stainless Steel	586.50	345.00
TARE-SBMSS-1K	1,000 lb Capacity (Small Element)	722.50	425.00
TARE-SBMSS-1.5K	1,500 lb Capacity (Small Element)	722.50	425.00
TARE-SBMSS-2K	2,000 lb Capacity (Small Element)	722.50	425.00
TARE-SBMSS-4K	4,000 lb Capacity (Small Element)	722.50	425.00
TARE-SBMSS-5K	5,000 lb Capacity (Small Element)	722.50	425.00
TARE-SBMSS-5K-LE	5,000 lb Capacity (Large Element)	841.50	495.00
TARE-SBMSS-10K-LE	10,000 lb Capacity (Large Element)	841.50	495.00

**TARE SHEAR BEAM LOAD CELL MOUNT KIT**

This new TARE shear beam mounting system is designed for use with most shear beam load cells. Its self-checking feature requires no additional check rods for most applications. Loaded in a tension position for greater accuracy, this mounting system assures true transmission of vertical force to the load cell. (Does not include load cell)



ORDER NO.	DESCRIPTION	PRICE	NET
TARE-SBK-1K-4K	Standard Shear Beam Tank Mounts Z-Plated	\$ 331.50	\$ 195.00
TARE-SBK-5K-10K	Standard Shear Beam Tank Mounts Z-Plated Stainless Steel	314.50	185.00
TARE-SBKSS-1K-4K	Standard Shear Beam Tank Mounts, Stainless Steel	527.00	310.00
TARE-SBKSS-5K-10K	Standard Shear Beam Tank Mounts, Stainless Steel	561.00	330.00

# TARE TANK MOUNT ASSEMBLIES

## TARE SW MOUNT

This new TARE Spherical Washer load cell is designed for use in tank bins and hoppers. Mounts directly to floor or structural support. The high adjustment feature allows for easy load balancing. (Includes Load Cell)



ORDER NO.	CAPACITY	PRICE	NET
TARE-SW-250	250 lb Capacity, Zinc Plated	\$ 433.00	\$ 217.00
TARE-SW-500	500 lb Capacity, Zinc Plated	433.00	217.00
TARE-SW-1K	1,000 lb Capacity, Zinc Plated	433.00	217.00
TARE-SW-1.5K	1,500 lb Capacity, Zinc Plated	433.00	217.00
TARE-SW-2K	2,000 lb Capacity, Zinc Plated	433.00	217.00
TARE-SW-2.5K	2,500 lb Capacity, Zinc Plated	433.00	217.00
TARE-SW-4K	4,000 lb Capacity, Zinc Plated	433.00	217.00
TARE-SW-5K	5,000 lb Capacity, Zinc Plated	433.00	217.00
TARE-SW-5K-LE	5,000 lb Capacity, Zinc Plated	647.00	328.00
TARE-SW-10k-LE	10,000 lb Capacity, Zinc Plated	647.00	328.00
TARE-SW-15K-LE	15,000 lb Capacity, Zinc Plated	\$ 915.00	\$ 579.00
TARE-SW-20k-LE	20,000 lb Capacity, Zinc Plated	915.00	579.00
	Stainless Steel		
TARE-SWSS-250	250 lb Capacity	762.00	323.00
TARE-SWSS-500	500 lb Capacity	762.00	323.00
TARE-SWSS-1K	1,000 lb Capacity	762.00	323.00
TARE-SWSS-1.5K	1,500 lb Capacity	762.00	323.00
TARE-SWSS-2K	2,000 lb Capacity	762.00	323.00
TARE-SWSS-2.5K	2,500 lb Capacity	762.00	323.00
TARE-SWSS-4K	4,000 lb Capacity	762.00	323.00
TARE-SWSS-5K	5,000 lb Capacity	762.00	323.00
TARE-SWSS-5K-LE	5,000 lb Capacity	790.00	416.00
TARE-SWSS-10K-LE	10,000 lb Capacity	790.00	416.00
TARE-SWSS-15K-LE	15,000 lb Capacity	1175.00	734.00
TARE-SWSS-20K-LE	20 lb Capacity	1175.00	734.00

## TARE SW MOUNT

This new TARE Spherical Washer load cell is designed for use in tank bins and hoppers. Mounts directly to floor or structural support. The high adjustment feature allows for easy load balancing. (Does not includes Load Cell)

ORDER NO.	CAPACITY	PRICE	NET
TARE-SWK-250	250 lb Capacity, Zinc Plated	\$ 233.00	\$ 137.00
TARE-SWK-500	500 lb Capacity, Zinc Plated	233.00	137.00
TARE-SWK-1K	1,000 lb Capacity, Zinc Plated	233.00	137.00
TARE-SWK-1.5K	1,500 lb Capacity, Zinc Plated	233.00	137.00
TARE-SWK-2K	2,000 lb Capacity, Zinc Plated	233.00	137.00
TARE-SWK-2.5K	2,500 lb Capacity, Zinc Plated	233.00	137.00
TARE-SWK-4k	4,000 lb Capacity, Zinc Plated	233.00	137.00
TARE-SWK-5K	5,000 lb Capacity, Zinc Plated	233.00	137.00
TARE-SWK-5K-LE	5,000 lb Capacity, Zinc Plated	314.00	185.00
TARE-SWK-10K-LE	10,000 lb Capacity, Zinc Plated	314.00	185.00
TARE-SWK-15K-LE	15,000 lb Capacity, Zinc Plated	348.00	205.00
TARE-SWK-20K-LE	20,000 lb Capacity, Zinc Plated	348.00	205.00
Stainless Steel			
TARE-SWKSS-250	250 lb Capacity	314.00	185.00
TARE-SWKSS-500	500 lb Capacity	314.00	185.00
TARE-SWKSS-1K	1,000 lb Capacity	314.00	185.00
TARE-SWKSS-1.5K	1,500 lb Capacity	314.00	185.00
TARE-SWKSS-2K	2,000 lb Capacity	314.00	185.00
TARE-SWKSS-2.5	2,500 lb Capacity	314.00	185.00
TARE-SWKSS-4K	4,000 lb Capacity	314.00	185.00
TARE-SWKSS-5K	5,000 lb Capacity	314.00	185.00
TARE-SWKSS-5K-LE	5,000 lb Capacity	377.00	222.00
TARE-SWKSS-10K-LE	10,000 lb Capacity	377.00	222.00
TARE-SWKSS-15K-LE	15,000 lb Capacity	450.00	265.00
TARE-SWKSS-20K-LE	20 lb Capacity	450.00	265.00




## TARE TWA

A tank weighing assembly (with load cell) is designed for use on tanks and hoppers. Includes Load Cell and zinc-plated mount. Standardized outputs for multicell systems; w/ standard 25 ft. 4 cond. cable.

SAFE OVERLOAD:	150%	BRIDGE RESISTANCE:	700 OHM
FULL SCALE OUTPUT:	2 Mv/V	NON-LINEARITY:	+ 0.05% RO
MAX. EXCITATION VOLTAGE:	18 VDC	COMPENSATED TEMP RANGE:	0-150° F


ORDER NO.	CAPACITY	PRICE	NET
TARE-TWA-1K	1,000 lb Capacity	\$ 527.00	\$ 310.00
TARE-TWA-2.5K	2,500 lb Capacity	527.00	310.00
TARE-TWA-5K	5,000 lb Capacity	527.00	310.00
TARE-TWA-10K	10,000 lb Capacity	697.00	410.00
TARE-TWA-15K	15,000 lb Capacity	697.00	410.00
TARE-TWA-20K	20,000 lb Capacity	697.00	410.00
TARE-TWA-25K	25,000 lb Capacity	697.00	410.00
TARE-TWA-35K	35,000 lb Capacity	697.00	410.00



# TARE TANK MOUNT ASSEMBLIES

## TARE STAINLESS STEEL TWA

A Stainless Steel tank weighing assembly (with load cell) is designed for use on tanks and hoppers. Includes stainless steel Load Cell and stainless steel mount. Standardized outputs for multicell systems; w/ standard 25 ft. 4 cond. cable.



SAFE OVERLOAD:	150%	BRIDGE RESISTANCE:	700 OHM
FULL SCALE OUTPUT:	2 Mv/V	NON-LINEARITY:	+ 0.05% RO
MAX. EXCITATION VOLTAGE:	18 VDC	COMPENSATED TEMP RANGE:	0-150° F

ORDER NO.	CAPACITY	PRICE	NET
TARE-TWA-1K-SS	1,000 lb Capacity	\$ 930.00	\$ 547.00
TARE-TWA-2.5K-SS	2,500 lb Capacity	930.00	547.00
TARE-TWA-5K-SS	5,000 lb Capacity	930.00	547.00
TARE-TWA-10K-SS	10,000 lb Capacity	1507.90	887.00
TARE-TWA-15K-SS	15,000 lb Capacity	1507.90	887.00
TARE-TWA-20K-SS	20,000 lb Capacity	1507.90	887.00
TARE-TWA-25K-SS	25,000 lb Capacity	1693.20	996.00
TARE-TWA-35K-SS	35,000 lb Capacity	1693.20	996.00

## TARE TANK MOUNT ASSEMBLY

This is a replacement for Sensortronics 65016 Tank Mount Assembly. It is constructed of welded steel and has an epoxy painted finish. (Does not include load cell)



ORDER NO.	CAPACITY	PRICE	NET
TARE-TMA-5K	1,000 - 5,000 lb Capacity (Ship weight 16 lb)	\$ 150.00	\$ 85.00
TARE-TMA-25K	10,000 - 35,000 lb Capacity (Ship weight 54 lb)	325.00	165.00
TARE-TMA-50K	50,000 lb Capacity (Ship weight 142 lb)	1000.00	520.00
TARE-TMA-75K	75,000 lb Capacity (Ship weight 142 lb)	1100.00	595.00
TARE-TMA-125K	100,000 - 125,000 lb Capacity (Ship weight 300 lb)	1850.00	995.00
	<b>Stainless Steel</b>		
TARE-TMA-5K-SS	1,000 - 5,000 Capacity	504.90	297.00
TARE-TMA-35K-SS	10,000 - 35,000 Capacity	912.90	537.00

## TARE "EASY" MOUNT

A tank weighing assembly designed for tanks and hoppers; self-checking for static loads. Utilizes Transducer Load Cell Model 5103 or TARE BESB with 700 ohm bridge resistance . (Includes load cell)



ORDER NO.	CAPACITY	PRICE	NET
TARE-EZM-5K	5,000 lb Capacity	\$ 1062.50	\$ 625.00
TARE-EZM-10K	10,000 lb Capacity	1062.50	625.00
TARE-EZM-20K	20,000 lb Capacity	1062.50	625.00
TARE-EZM-30K	30,000 lb Capacity	1691.50	995.00
TARE-EZM-50K	50,000 lb Capacity	1691.50	995.00
TARE-EZM-60K	60,000 lb Capacity	1691.50	995.00

## TARE "EASY" MOUNT KIT

A tank weighing assembly designed for tanks and hoppers; self-checking for static loads. Utilizes Transducer Load Cell Model 5103 or TARE BESB with 700 ohm bridge resistance. (Does not include load cell)

ORDER NO.	CAPACITY	PRICE	NET
TARE-EZK-5K	5,000 lb Capacity	\$ 297.50	\$ 175.00
TARE-EZK-10K	10,000 lb Capacity	297.50	175.00
TARE-EZK-20K	20,000 lb Capacity	297.50	175.00
TARE-EZK-30K	30,000 lb Capacity	722.50	425.00
TARE-EZK-50K	50,000 lb Capacity	722.50	425.00
TARE-EZK-60K	60,000 lb Capacity	722.50	455.00



## TARE SSB WEIGHING ASSEMBLY MOUNT

A weighing assembly designed for tanks and hoppers; self-checking for static loads. Has unique center pivoted, tension loading design. Is self restoring to its center position. Available in Stainless Steel only. Load cell SS(RTI-SSB) or SS(HBM-SBB). (Includes load cell)

ORDER NO.	CAPACITY	PRICE	NET
TARE-SSBWA-1K	1,000 lb Capacity	\$ 977.50	\$ 575.00
TARE-SSBWA-2K	2,000 lb Capacity	977.50	575.00
TARE-SSBWA-5K	5,000 lb Capacity	977.50	575.00
TARE-SSBWA-10K	10,000 lb Capacity	1079.50	635.00



## TARE SSB WEIGHING ASSEMBLY MOUNT KIT

A weighing assembly designed for tanks and hoppers; self-checking for static loads. Has unique center pivoted, tension loading design. Is self restoring to its center position. Available in Stainless Steel only. Load cell SS(RTI-SSB) or SS(HBM-SBB). (Does not include load cell)

ORDER NO.	CAPACITY	PRICE	NET
TARE-SSBWK-1K-5K	1,000 lb to 5,000 lb Capacities	\$ 671.50	\$ 395.00
TARE-SSBWK-10K	10,000 lb Capacity	841.50	495.00



**TARE TANK MOUNT ASSEMBLIES - FOUR MODULE KITS**

**TARE SHOCK MOUNT SHEAR BEAM FOUR MODULE KIT**

These Tank Mount Assembly Kits include four load cells with mount, summing box, and 20 foot of cable.



ORDER NO.	CAPACITY	PRICE	NET
TARE-FMSMZ-50	50 lb Capacity, Zinc Plated	\$ 1695.00	\$ 995.00
TARE-FMSMZ-100	100 lb Capacity, Zinc Plated	1695.00	995.00
TARE-FMSMZ-250	250 lb Capacity, Zinc Plated	1175.00	575.00
TARE-FMSMZ-500	500 lb Capacity, Zinc Plated	1175.00	575.00
TARE-FMSMZ-1K	1,000 lb Capacity, Zinc Plated	1175.00	575.00
TARE-FMSMZ-1.5K	1,500 lb Capacity, Zinc Plated	1175.00	575.00
TARE-FMSMZ-2.5K	2,500 lb Capacity, Zinc Plated	1175.00	575.00
TARE-FMSMZ-4K	4,000 lb Capacity, Zinc Plated	1175.00	575.00
	<b>STAINLESS STEEL</b>		
TARE-FMSMSS-500	500 lb Capacity	1695.00	870.00
TARE-FMSMSS-1K	1,000 lb Capacity	1695.00	870.00
TARE-FMSMSS-1.5K	1,500 lb Capacity	1860.00	950.00
TARE-FMSMSS-2.5K	2,500 lb Capacity	1860.00	950.00
TARE-FMSMSS-4K	4,000 lb Capacity	1920.00	995.00

# TARE TANK MOUNT ASSEMBLIES - FOUR MODULE KITS

## SHEAR BEAM FOUR MODULE KIT

These Tank Mount Assembly Kits include four load cells with mount, summing box, and 20 foot of cable.

ORDER NO.	CAPACITY	PRICE	NET
TARE-FMSB-1K	1,000 lb Capacity (Small element) Zinc Plated	\$ 1950.00	\$ 1100.00
TARE-FMSB-1.5K	1,500 lb Capacity (Small Element) Zinc Plated	1950.00	1100.00
TARE-FMSB-2K	2,000 lb Capacity (Small Element) Zinc Plated	1950.00	1100.00
TARE-FMSB-4K	4,000 lb Capacity (Small Element) Zinc Plated	2060.00	1120.00
TARE-FMSB-5K	5,000 lb Capacity (Small Element) Zinc Plated	2060.00	1120.00
TARE-FMSB-5K-LE	5,000 lb Capacity (Large Element) Zinc Plated	2386.00	1320.00
TARE-FMSB-10K-LE	10,000 lb Capacity (Large Element) Zinc Plated	2386.00	1320.00
	<b>Stainless Steel</b>		
TARE-FMSBSS-1K	1,000 lb Capacity (Small element)	2890.00	1650.00
TARE-FMSBSS-1.5K	1,500 lb Capacity (Small Element)	2890.00	1650.00
TARE-FMSBSS-2K	2,000 lb Capacity (Small Element)	2890.00	1650.00
TARE-FMSBSS-4K	4,000 lb Capacity (Small Element)	2890.00	1650.00
TARE-FMSBSS-5K	5,000 lb Capacity (Small Element)	2890.00	1650.00
TARE-FMSBSS-5K-LE	5,000 lb Capacity (Large Element)	3364.00	1950.00
TARE-FMSBSS-10K-LE	10,000 lb Capacity (Large Element)	3364.00	1950.00



# TARE TANK MOUNT ASSEMBLIES - FOUR MODULE KITS

## TARE TWA FOUR MODULE KIT


These Tank Mount Assembly Kits include four load cells with mount, summing box, and 20 foot of cable



ORDER NO.	CAPACITY	PRICE	NET
TARE-FMTWA-1K	1,000 lb Capacity, Zinc Plated	\$ 2200.00	\$ 1210.00
TARE-FMTWA-2.5K	2,500 lb Capacity, Zinc Plated	2200.00	1210.00
TARE-FMTWA-5K	5,000 lb Capacity, Zinc Plated	2200.00	1210.00
TARE-FMTWA-10K	10,000 lb Capacity, Zinc Plated	2850.00	1620.00
TARE-FMTWA-15K	15,000 lb Capacity, Zinc Plated	2850.00	1620.00
TARE-FMTWA-20K	20,000 lb Capacity, Zinc Plated	2850.00	1620.00
TARE-FMTWA-25K	25,000 lb Capacity, Zinc Plated	2850.00	1620.00
TARE-FMTWA-35K	35,000 lb Capacity, Zinc Plated	2850.00	1620.00
	<b>Stainless Steel</b>		
TARE-FMTWA-1K-SS	1,000 lb Capacity	3850.00	2120.00
TARE-FMTWA-2.5K-SS	2,500 lb Capacity	3850.00	2120.00
TARE-FMTWA-5K-SS	5,000 lb Capacity	3850.00	2120.00
TARE-FMTWA-10K-SS	10,000 lb Capacity	6120.00	3450.00
TARE-FMTWA-15K-SS	15,000 lb Capacity	6120.00	3450.00
TARE-FMTWA-20K-SS	20,000 lb Capacity	6120.00	3450.00
TARE-FMTWA-25K-SS	25,000 lb Capacity	6872.00	3850.00
TARE-FMTWA-35K-SS	35,000 lb Capacity	6872.00	3850.00

## TARE "EASY" MOUNT FOUR MODULE KIT

These Tank Mount Assembly Kits include four load cells with mount, summing box, and 20 foot of cable



ORDER NO.	CAPACITY	PRICE	NET
TARE-FMEZM-5K	5,000 lb Capacity	\$ 4350.00	\$ 2450.00
TARE-FMEZM-10K	10,000 lb Capacity	4350.00	2450.00
TARE-FMEZM-20K	20,000 lb Capacity	4350.00	2450.00
TARE-FMEZM-30K	30,000 lb Capacity	6866.00	3850.00
TARE-FMEZM-50K	50,000 lb Capacity	6866.00	3850.00
TARE-FMEZM-60K	60,000 lb Capacity	6866.00	3850.00

# TARE TANK MOUNT ASSEMBLIES - FOUR MODULE KITS

## TARE SSB FOUR MODULE KIT

These Tank Mount Assembly Kits include four load cells with mount, summing box, and 20 foot of cable

ORDER NO.	CAPACITY	PRICE	NET
TARE-FMSSB-1K	1,000 Capacity, Stainless Steel	\$ 3980.00	\$ 2100.00
TARE-FMSSB-2K	2,000 Capacity, Stainless Steel	3980.00	2100.00
TARE-FMSSB-5K	5,000 Capacity, Stainless Steel	3980.00	2100.00
TARE-FMSSB-10K	10,000 Capacity, Stainless Steel	4250.00	2500.00



## TARE SW FOUR MODULE KIT

These Tank Mount Assembly Kits include four load cells with mount, summing box, and 20 foot of cable

ORDER NO.	CAPACITY	PRICE	NET
TARE-FMSW-250	250 lb Capacity, Zinc Plated	\$ 1,882.00	\$ 845.00
TARE-FMSW-500	500 lb Capacity, Zinc Plated	1882.00	845.00
TARE-FMSW-1K	1,000 lb Capacity, Zinc Plated	1882.00	845.00
TARE-FMSW-1.5K	1,500 lb Capacity, Zinc Plated	1882.00	845.00
TARE-FMSW-2K	2,000 lb Capacity, Zinc Plated	1882.00	845.00
TARE-FMSW-2.5K	2,500 lb Capacity, Zinc Plated	1882.00	845.00
TARE-FMSW-4k	4,000 lb Capacity, Zinc Plated	1882.00	845.00
TARE-FMSW-5K	5,000 lb Capacity, Zinc Plated	1882.00	845.00
TARE-FMSW-5K-LE	5,000 lb Capacity, Zinc Plated	2735.00	1367.00
TARE-FMSW-10K-LE	10,000 lb Capacity, Zinc Plated	2735.00	1367.00
TARE-FMSW-15K-LE	15,000 lb Capacity, Zinc Plated	3810.00	2286.00
TARE-FMSW-20K-LE	20,000 lb Capacity, Zinc Plated	3810.00	2286.00



	Stainless Steel		
TARE-FMSWSS-250	250 lb Capacity	3190.00	1350.00
TARE-FMSWSS-500	500 lb Capacity	3190.00	1350.00
TARE-FMSWSS-1K	1,000 lb Capacity	3190.00	1350.00
TARE-FMSWSS-1.5K	1,500 lb Capacity	3190.00	1350.00
TARE-FMSWSS-2K	2,000 lb Capacity	3190.00	1350.00
TARE-FMSWSS-2.5	2,500 lb Capacity	3190.00	1350.00
TARE-FMSWSS-4K	4,000 lb Capacity	3190.00	1350.00
TARE-FMSWSS-5K	5,000 lb Capacity	3190.00	1350.00

TARE-FMSWSS-5K-LE	5,000 lb Capacity	3310.00	1610.00
TARE-FMSWSS-10K-LE	10,000 lb Capacity	3310.00	1610.00
TARE-FMSWSS-15K-LE	15,000 lb Capacity	4865.00	2840.00
TARE-FMSWSS-20K-LE	20,000 lb Capacity	4865.00	2840.00