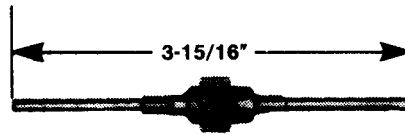


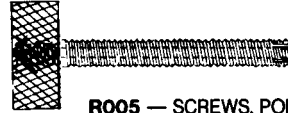
R001 — SHAFT: PINION ASSEMBLY



R002 — SHAFT: PINION ASSEMBLY



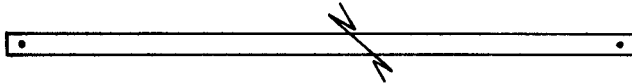
R004 — SCREWS, DIAL CHART - SS



R005 — SCREWS, POISE
1/4" DIAMETER

R006 — SCREWS, POISE
5/16" DIAMETER

R007 — SCREWS, POISE
3/8" DIAMETER



R008 — RIBBON
1/4" x .007 x 9-5/16" cc



R011 — RIBBON
1/4" x .007 x 6-5/16" cc




R012 — SCREWS, COMP. BAR
SHORT SHANK HEADLESS




R013 — SCREWS, COMP. BAR
SHORT SHANK HEAD



R014 — LOCKNUT/HEATER
10/32



R015 — STEP NUT



R016 — KNIFE YOKE TIP LOOP




R018 — LIGHT BULB
VOLTAGE RATING 5.9-6.2



R019 — BALL BEARINGS
1/16" DIAMETER




R020 — NUT, HEX FOR COMP BARS
003322050




R022 — RIBBON
1/4" x .004 x 5-5/32" cc



R023 — RIBBON
1/4" x .004 x 4-5/16" cc




R025 — RIBBON
1/4" x .007 x 6-7/16" cc




R028 — RIBBON
1/4" x .007 x 4-27/32" cc



R029 — RIBBON
1/4" x .003 x 4 3/4" cc



R030 — RIBBON
1/4" x .002 x 4-9/16" cc




R032 — RIBBON
3/16" x .003 x 4-9/16"



R038 — RIBBON, SPEEDWEIGH
.004, ROUND



R037 — RIBBON, SPEEDWEIGH
.004, OBLONG
R039 — RIBBON, SPEEDWEIGH
.005, OBLONG




R041 — RIBBON
3/8" x .010




R042 — RIBBON
3/8" x .010



R043 — RIBBON
3/8" x .006




R047 — RIBBON, LONG
3/16" x .002 x 5 1/4" cc



R048 — RIBBON SHORT
3/16" x .002 x 5-21/32" cc



R050 — RIBBON
3/16" x .002 x 4-11/16" cc



R053 — RIBBON
1/4" x .004 x 3 3/4" cc




R054 — RIBBON, COMPUTING
1/4" x .004 x 3 3/4" cc




R055 — RIBBON .006, FLEX


RIBBON SETS




R061 — RIBBONS
 (4 PCS.) ¼" x .007 x 4¾" cc
 (2 PCS.) ¼" x .007 x 9¾" cc




R062 — RIBBONS
 (4 PCS.) ¼" x .004 x 3-13/32" cc
 (2 PCS.) ¼" x .004 x 6-5/16" cc




R064 — RIBBONS
 (4 PCS.) ¼" x .004 x 5-27/32" cc
 (2 PCS.) ¼" x .004 x 9-7/16" cc
R065 — RIBBONS
 (4 PCS.) ¼" x .007 x 5-27/32" cc
 (2 PCS.) ¼" x .007 x 9-7/16" cc



R066 — RIBBONS
 (4 PCS.) ¼" x .004 x 4-5/16"
 (2 PCS.) ¼" x .004 x 5-11/16"



R067 — RIBBONS
 (4 PCS.) ¼" x .004 x 5½" cc
 (2 PCS.) ¼" x .004 x 10" cc
R068 — RIBBONS
 (4 PCS.) ¼" x .007 x 5½" cc
 (2 PCS.) ¼" x .007 x 10" cc



R069 — RIBBONS
 (4 PCS.) ¼" x .007 x 4½" cc
 (2 PCS.) ¼" x .007 x 5-11/16" cc

RIBBONS - BULK PACKAGE



R071 — RIBBONS (T-9116)

1/4" x .007 x 5 1/2" cc

R072 — RIBBONS (T-9444)

1/4" x .007 x 10" cc



R073 — RIBBONS (T-9618)

1/4" x .004 x 5 1/2" cc

R074 — RIBBONS (T-9619)

1/4" x .004 x 10" cc



R075 — RIBBONS (T-28819)

1/4" x .007 x 5-27/32" cc

R076 — RIBBONS (T-28820)

1/4" x .007 x 9-7/16" cc



R078 — RIBBONS (T-33978)

1/4" x .004 x 5-27/32" cc



R079 — RIBBONS (3050)

1/4" x .007 x 9 3/4" cc

TOLEDO PARTS




R085 - PIVOT, LOAD

080261020

FULCRUM & NOSE, MODELS 4181,4182

SIZE: 5/16" SQ X 1-5/8" LONG



R086 - BEARING

A01721300A

FULCRUM & LOADING

7/8" X 1-1/4" X 2" LONG

.515 DIA. HOLE




R087 - PIN PUSH ROD LEVER

029674020

2-3/4" Long, 1/2" Diameter

2-1/4" cc




R088

00401800A

PIN SUSPENSION BEARING LING

7/16" DIA X 2" LONG



R089 - PIVOT

021620020

FULCRUM & LOAD EXTENSION LEVI

5/16" X 7/8" X 2-3/32" LONG

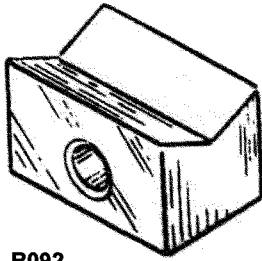


R090


04757200A

LOOP/BEARING ASSY (4 PCS. REQ.)


1-31/32" X 15/16" WIDE



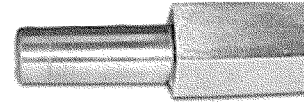
R092
014662160
BEARING 31-SERIES SCALE
CENTER CONNECT EXTENSION LEVER
TRACK AND TANK, BENCH, PLATFORM,
HOPPER AND PORTABLE SCALES
SIZE: 1/2" X 1/2" X 13/16" LONG
.201 DIAG. HOLE



R-091 - BEARING
#17231
5/8" x 3/4" x 13/16" L
.323 Dia. Hole




R094
047561050
BEARING, LOAD
SIZE: 1" LONG




R095 - PIVOT
023153020
LOAD & FULCRUM
13/16" H X 1/2" DIA X 2-3/4" LONG



R096
047560050
PIN, LOAD BEARING
3/16" X 13/16" LONG



R097
021206020
DASHPOT PLUNGER
AND CAP ASSEMBLY



R099 - PIVOT - TAPER
#17251



R109 — PLATE CLAMP, STAINLESS STEEL



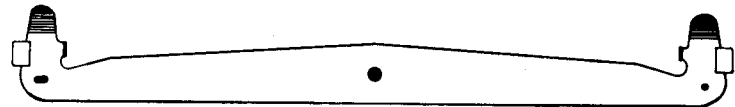
R101 — NUT, THUMB



R103 — SCREW, LOCK (MEDIUM)



R111 — COMPENSATING BAR SCREW LONG/HEADLESS



R110 — COMPENSATING BARS (RIGHT/LEFT)
LARGE SIZE 8%CC RD. HOLES



R114 — SCREW, TRUSS HEAD - 1/2"
R115 — SCREW, TRUSS HEAD - 5/8"
R116 — SCREW, TRUSS HEAD - 3/4"
R117 — SCREW, TRUSS HEAD - 1"



R112 — COMPENSATING SCREW, LONG/HEAD



R119 — DASHPOT END, 1800 SERIES

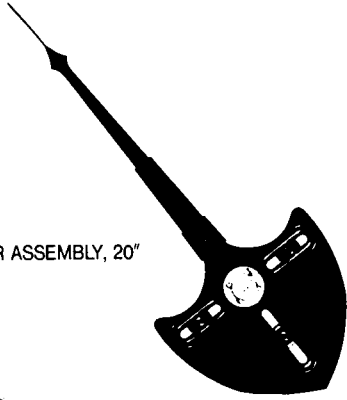


R118 — WASHER, FIBER, WHITE #8



R123 — DASHPOT END

R125 — INDICATOR ASSEMBLY, 20"



R126 — LEVEL BUBBLE



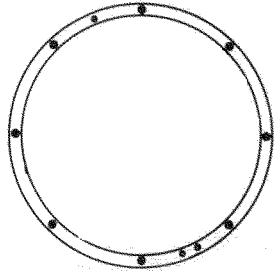
R127 — LINK
021744020 OR 0210054020
STAINLESS STEEL SUSPENSION



R128 — RACK GUIDE ASSEMBLY
800 & 1800 SERIES SCALES



R129 — DASHPOT END CONNECT



R132 - Scroll, Front

R133 - HANDLE STOP




R135 — WASHER, FIBER #12



R141 — BEARING, UPPER HEAD, 2000 SERIES


R139 — GASKET, RUBBER, REAR



R142 — RACK GUIDE, FOR GRAYLINE 2100 SERIES




R143 — GASKET, RUBBER, FRONT



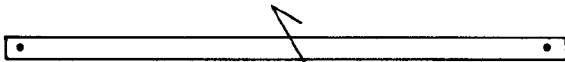
R145 — YOKE, COMP BAR, SS, FOR 1800/2100 SERIES
029095140
COMPENSATING BAR
STAINLESS STEEL



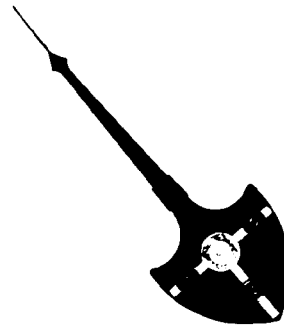
R150 — RIBBON, TARE, SHORT #21
1/4" x .007 x 8-15/32" CC

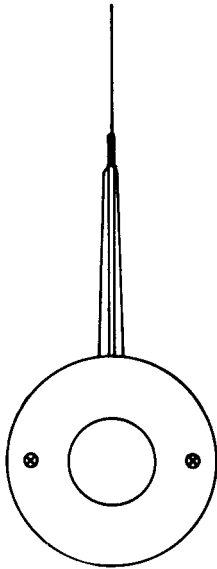


R151 - RIBBON, TARE, LONG #21
1/4" X .007 X 11-5/32" CC

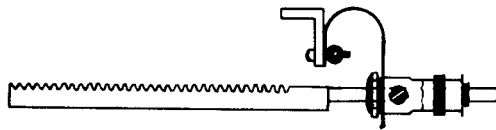


R158 — INDICATOR ASSEMBLY, OLD STYLE 14"





R162 — INDICATOR ASSEMBLY, 20"
R162A — INDICATOR ASSEMBLY, 14"



R166 — RACK ASSEMBLY




R168 — CAPS, BALL




R171 — RACK GUIDE ASSEMBLY, FOR MODELS 2831/2020



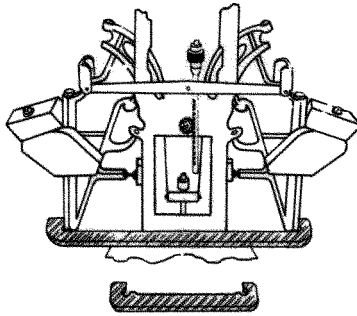
R172 — LINK ASSEMBLY # 3012 CHECK ROD
 NEW STYLE 6½" PIN/PIN
 OLD STYLE 6-29/32" PIN/PIN



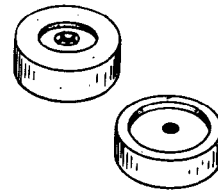
R175 — RIBBON, LONG
 ¼" x .004 x 7-11/16" cc



R176 - INDICATOR, MODEL 3012

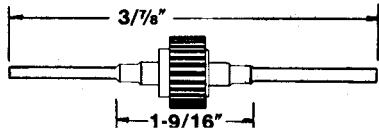


R177 — RAIL GAUGE, SHORT
R178 — RAIL GAUGE, LONG

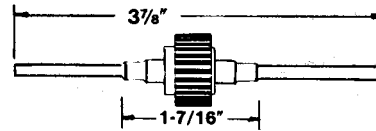


R179 — BEARING ASSEMBLY
R180 — BEARING ASSEMBLY
 WITH PLUG BRASS CASE /
 STAINLESS RACE & BEARINGS

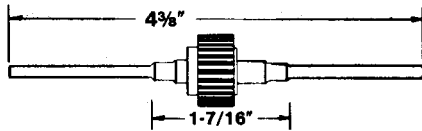
TOLEDO PINIONS



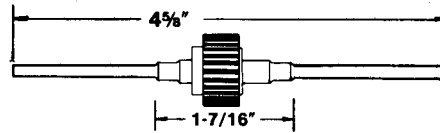
R185 — SHAFT AND PINION ASSEMBLY
STRAIGHT ENDS/FOR SERIES T-1800/1900



R186 — SHAFT AND PINION ASSEMBLY, 20232
GRAYLINE, FOR SERIES T-31/1821




R187 — SHAFT AND PINION ASSEMBLY, 34822
GRAYLINE, FOR T-2181

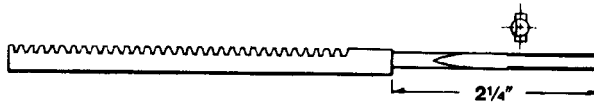


R188 — SHAFT AND PINION ASSEMBLY, 34828
FOR SERIES 400 PRINTERS

TOLEDO RACKS



R192 - RACK AND ROD ASSEMBLY,
LONG WITH FLAT FOR SET SCREW



R193 — RACK AND ROD ASSEMBLY, SHORT
WITH FLAT FOR SET SCREW



R194 — RACK AND ROD ASSEMBLY
FOR SERIES T-2020/2831



R195 — RACK AND ROD ASSEMBLY

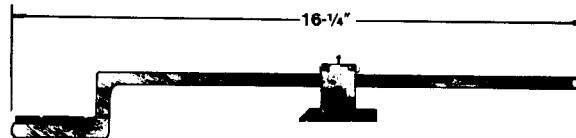


R196 — RACK AND ROD ASSEMBLY



R221 — DIAL COVER, BLACK LINE
2 3/4" DIAMETER

R222 — DIAL COVER, GRAY LINE
2 3/2" DIAMETER



R225 - Pivot Gauge

R250 — TOLEDO HEAD KIT #95 — GRAYLINE

- INCLUDES:
- 1 PR — (R110) COMP BARS
 - 2 PCS — (R020) HEX NUTS
 - 2 PCS — (R111) COMP. BAR SCREWS
 - 2 PCS — (R112) COMP. BAR SCREWS
 - 2 PCS — (R179) BEARINGS
 - 1 SET — (R065) RIBBONS .007
 - 1 PC — (R141) UPPER HEAD BEARING
 - 1 PC — (R193) RACK
 - 1 PC — (R142) RACK GUIDE
 - 1 PC — (R187) PINION

R251 — TOLEDO HEAD KIT #94 — BLACKLINE

- INCLUDES:
- 1 PR — (R110) COMP. BARS
 - 2 PCS — (R020) HEX NUTS
 - 2 PCS — (R111) COMP. BAR SCREWS
 - 2 PCS — (R112) COMP. BAR SCREWS
 - 2 PCS — (R179) BEARINGS
 - 1 SET — (R068) RIBBONS .007
 - 1 PC — (R192) RACK
 - 1 PC — (R186) PINION
 - 1 PC — (R128) Rack Guide