


FLOORWEIGHERS

TARE PLATFORM SCALE "FLOORWEIGHER"

The TARE INC. ELECTRONIC PLATFORM SCALE SERIES L-300 "FLOORWEIGHER" are 4" high which permits the scale to be installed in a shallow pit, or set on the floor and used with a low profile ramp. Heavy duty constructed super structure provides for years of trouble free industrial use. No maintenance, only periodic testing for accuracy with customer's test weights. Accuracy meets NTEP approval, (NTEP load cells 5000 division), when used with appropriate instrument. Available in a wide range of custom sizes, and capacities at no additional cost. *Pre-calibrated* for easy set-up. Warranty 1 year.



TARE PLATFORM SCALE WITH INDICATOR

This TARE INC. ELECTRONIC PLATFORM Scale with TI-500E Digital indicator has been designed to provide the utmost product quality with scale accuracy. A complete weighing package is *pre-calibrated* for ease of installation. Accuracy meets National Bureau of Standards, NIST conformance when used with the TI-500E instrument. Power Requirements: 110 VAC. Warranty 1 year on scale base..



ORDER NO.	PLATFORM SIZE	PRICE
L301-2K-M	36" x 36" x 3-1/2"-2000 lb or 5000 lb	\$ 1695.00
L303-5K-M	48" x 48" x 3-1/2"-5000 lb or 10,000 lb	2188.00
L304-5K-M	48" x 60" x 3-1/2"-5000 lb or 10,000 lb	2411.00
L305-5K-M	48" x 72" x 3-1/2"-5000 lb or 10,000 lb	2510.00
L306-5K-M	60" x 60" x 3-1/2"-5000 lb or 10,000 lb	2785.00
L360-5K-M	60" x 84" x 3-1/2"-5000 lb or 10,000 lb	3600.00
L392-5K-SS	48" x 48" x 3-1/2" H, 5K, Stainless Steel	3655.00
L378-20K-M	96" x 96" x 4-1/2" H, 20K, Ramps on all sides	8900.00



TI-500E

NTEP FLOORWEIGHER

This floorweigher is NTEP approved and has the same rugged construction as the L300 series. A complete weighing package is *pre-calibrated* for ease of installation. 225 lbs. Warranty 1 year.

ORDER NO.	PLATFORM SIZE	PRICE
L302P	48" x 48" x 3.5" H, 5000 lbs x 1 lb	\$1200.00
L302P-5K-SS	48" X 48" X3.5"h, 5000 lbs x 1 lb, Stainless Steel	3595.00



Other capacities available - contact factory

Prices Subject to Change without Notice

FLOORWEIGHERS

LAUNDRY SCALE WITH RAMPS

The TARE Electronic Laundry Scale with built-in ramps at both ends of the scale eliminate the usual problems associated with floor space and portability of scale bases. The 10" ramps on each side make entry and exiting easy. The use of solid state technology assures accuracy. Four load cells mean no moving parts and low maintenance. Complete with TI-500E Digital Indicator. RS232 Standard. Diamond-plate top deck for easy pushing of carts. *Pre-calibrated* for easy set up. Shipping Weight: 200 lbs. Warranty 1 year.



TI-500E

ORDER NO.	PLATFORM SIZE	PRICE
L302-1K-RR	1000 lbs x 0.5 lbs, 48" x 60", 10" ramps	\$ 1780.00

CUSTOM SIZES AVAILABLE - CALL FACTORY

TARE "ALight" ALUMINUM PLATFORM SCALE


The TARE all aluminum "Floorweigher" is a highly portable, low-profile floor scale constructed with aluminum diamond-tread plate and aluminum channel underneath. It is pre-calibrated at the factory for ease of installation. It is heavy in performance but light enough to make it easily moved from one location to the next. The aluminum construction makes it suitable for wet, washdown environments. Power Requirements: 110 VAC. Shipping Weight: 200 lbs. Warranty 1 year.



ORDER NO.	PLATFORM SIZE	PRICE
L307WI-5K	5K capacity, 36" x 36" x 3 1/2" high	\$ 2100.00
L308-5K	5K capacity, 48" x 48" c 3 1/2" High	2995.00

THREE-SIDED BUMPER GUARD

The TARE L-300 three-sided bumper guard will protect your scales from damage from forklifts, trucks, etc. Made of heavy steel, it is built to withstand the most rugged environments. Shipping Weight 150 lbs. Warranty 1 year.




ORDER NO.	DESCRIPTION	PRICE
L300-12A	48" Bumper Guard with hardware	\$ 375.00

Prices Subject to Change without Notice

DRIVE ON RAMPS AND OPTIONS

ORDER NO.	DESCRIPTION	PRICE
L300-1B	Ramp 24" Wide x 24" x 3-1/2 High Ramp For 1k/5k Base	\$ 250.00
L300-1C	Ramp 48" Wide x 24" x 3-1/2 High Ramp For 1k/5k Base	275.00
L300-1D	Ramp 48 Wide x 48 x 3-1/2 High Ramp For 5000 lb. Base	490.00
L300-1E	Ramp 48" Wide x 84" Long x 6" H with Extension for Turn Table	1250.00
L300-2A	Ramp 60" Wide x 36" Long 3-1/2" High	450.00
L300-3	Ramp 54" Wide x 84" Long 4-1/2 High For 20 K Base	1530.00
L300-4	48" Wide x 72" L x 4-1/2" High Ramp For 20,000 lb Base	990.00
L300-5	120" Wide x 4-1/2" High Ramp For 20,000 & 40,000 lb Base	1495.00
L300-60	Pit Frame 96.0" x 240.0" (Includes Pit Construction Drawing)	1465.00
L300-61	Pit Frame 60" x 120" (Includes Pit Construction Drawing)	1484.00
L300-6A	Pit Frame 36.0" x 36.0" (Includes Pit Construction Drawing)	290.00
L300-6PF	Pit Frame 48.0" x 48.0" (Includes Pit Construction Drawing)	450.00
L300-7	Four " L " Brackets w/Mounting Hardware	168.00
L300-8	Fork Lift Channels 8" Wide	238.00
L300-9A	38" Remote Display Column and Stand	245.00
L300-9B	48" Remote Display Column And Stand	290.00



FLOORWEIGHER WITH SHROUD

This Floorweigher with Shroud, Subframe and Stand will withstand the most rugged environments. Hit it, Bang it, it keeps right on weighing. The heavy-duty constructed super structure provides years of trouble-free industrial use. Shipping Weight 1350 lbs. Warranty 1 year.

ORDER NO.	DESCRIPTION	PRICE
L356-5K-G	Floor Scale 60 x 60 x 4.5" H, 5000 lbs x 1 lb	\$ 3380.00
L300-32	Shroud, 60" x 60", 2.5" High for 5 ft x 5 ft scale base	795.00
L300-13	Subframe and Stand, 60" x 60" x 19.5" H, 5K capacity	1820.00



WITHOUT SHROUD

IDEAL FOR UNLOADING SCRAP METAL

CUSTOM SIZES AVAILABLE

Prices Subject to Change without Notice

FLOORWEIGHERS

PORTABLE SCALE CART

The Tare Portable Scale Cart (only) is built from heavy angle iron and structural channel steel to withstand years of heavy, hard industrial use. It has four roller-bearing cast iron wheels (two 4" rigid in the front and two swivel wheels with locking foot brakes in the rear). Pallets and wide loads can be loaded onto the scale easily in any location. Roll it from one area to another to eliminate extensive moving of materials. Sizes: 3' x 3' or 4' x 4'. Dimensions: 63" L x 49" W x 6.25" H. Push Bar: 49.5" H. Shipping Weight for cart only 250 lbs, with scale base approximately 550 lbs. Warranty 1 year.



TI-500E

ORDER NO.	DESCRIPTION	PRICE
L300-11	48" x 48" for a "Floorweigher", Cart Only	\$ 1450.00
L300-11-3	36" X 36" for a "Floorweigher", Cart Only	995.00

WAY BARS

These TARE Portable Way Bars are built to withstand even the harshest environments. Built of thickwall tube steel, they will give you 150% performance when weighing. Two bars per set, with standard shear beam load cells. They have built-in horizontal checking to assure accurate weightments. The bars are equipped with 8' of cable. These way bars convert existing systems such as tanks, hoppers, or conveyors into accurate scales. Can also be converted to a floor scale by placing 3 or 4 tubes between them to weigh skids or drums. Complete with TI-500E Digital Indicator and *pre-calibrated* for easy set up. Power Requirements: 110 VAC. Shipping Weight shown below. Warranty 1 year.



Way Bars with Connectors

ORDER NO.	PLATFORM SIZE	PRICE
L430-2K-M	24" Long, 2,000 - 4,000 lbs (set of 2) Ship Weight 100 lbs	\$ 1295.00
L433-A-M	36" Long, 2,000 - 4,000 lbs (set of 2) Ship Weight 132 lbs	1325.00
L433-5K-M	48" Long, 5,000 lbs (set of 2) Ship Weight 162 lbs	1455.00

Custom Size Way Bars Available - Contact Factory



TI-500E

All systems assembled and pre-calibrated at our factory using test weights that have been certified by the Dept of Weights and Measures prior to shipment for a TURNKEY set upon installation.

Prices Subject to Change without Notice